


Module I. Heritage and Intellectual Property

Cultural Heritage Course

Topic 2. Types of Cultural Heritage

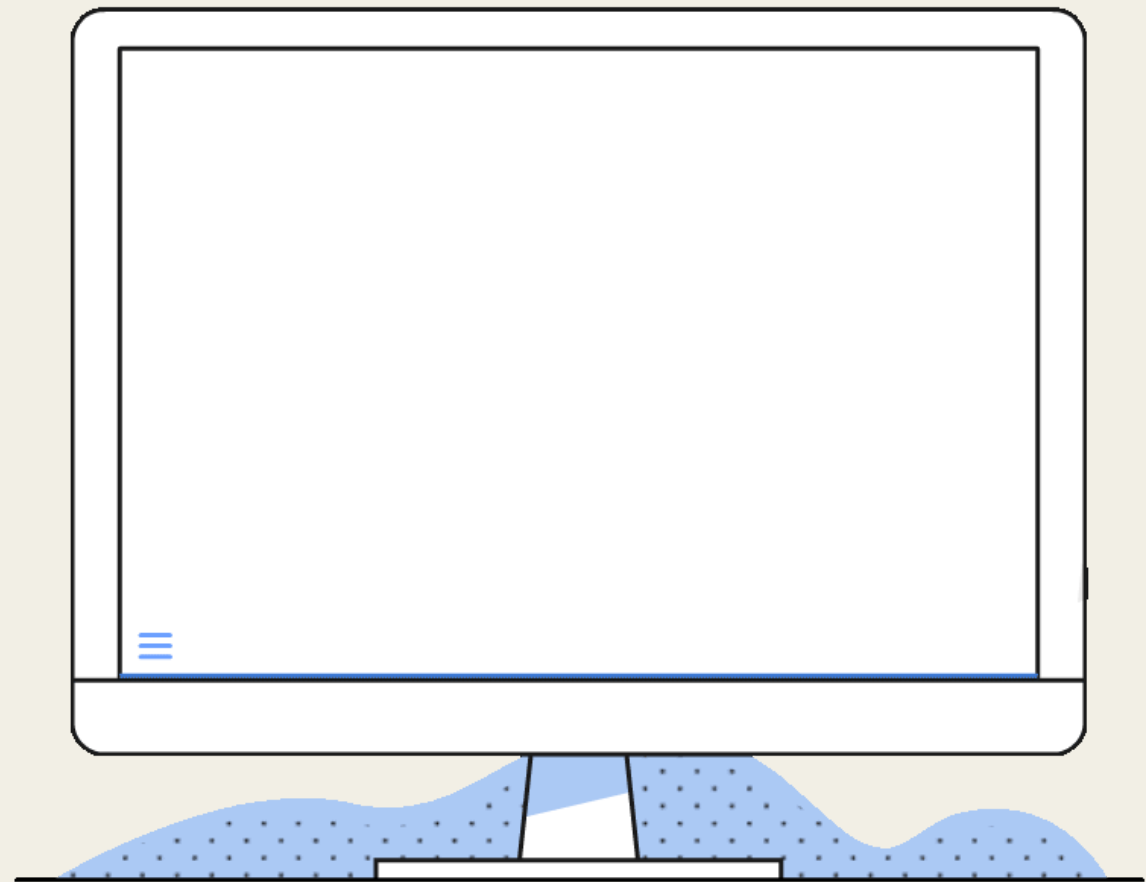
Activity T2.L1.1. Workshop: Characteristics of the types of Cultural Heritage



Co-funded by the
Erasmus+ Programme
of the European Union



Characteristics of the types of Cultural Heritage



1

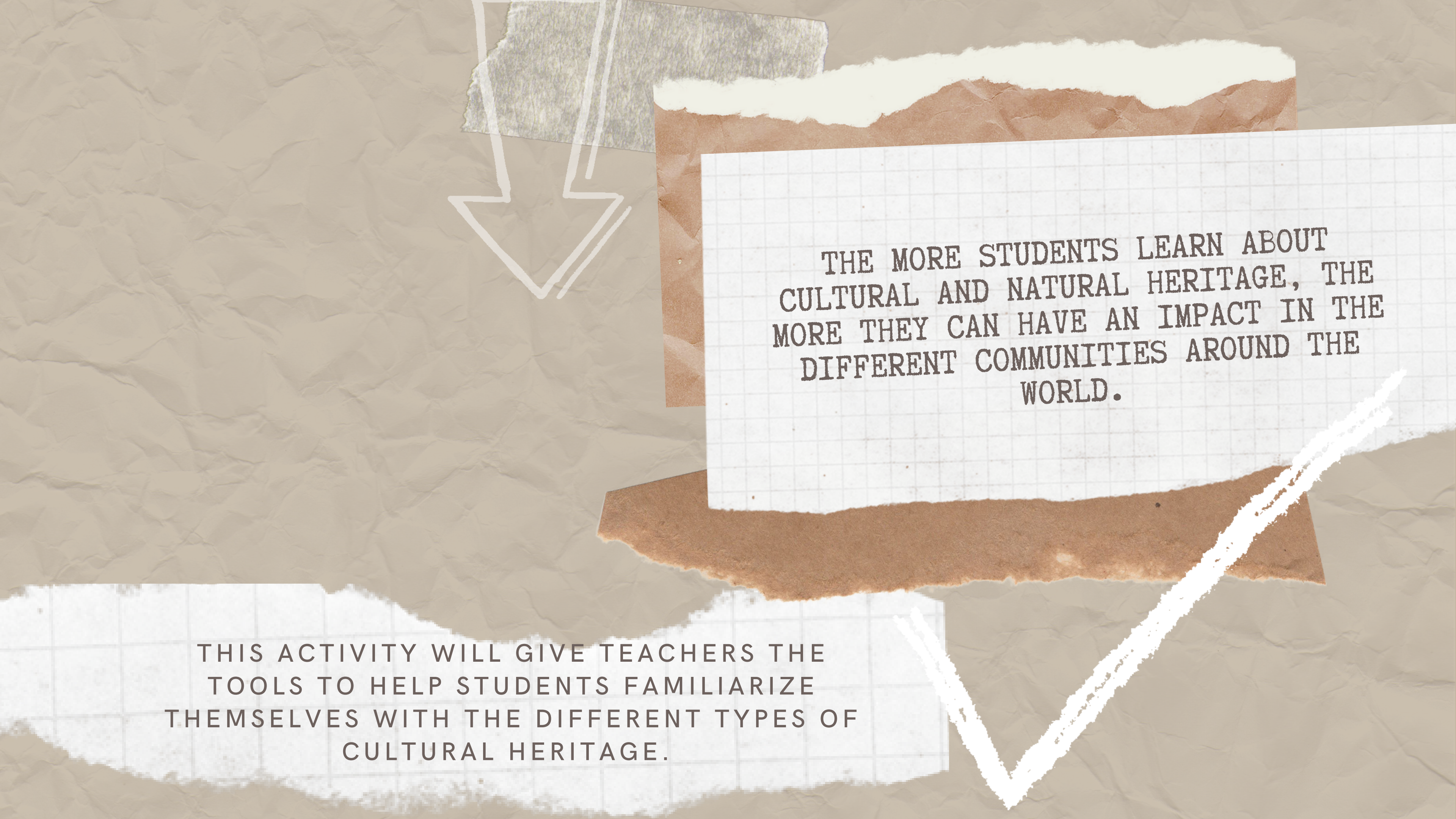
Tangible Cultural
Heritage

2

Intangible Cultural
Heritage


3

UNESCO framework



THE MORE STUDENTS LEARN ABOUT
CULTURAL AND NATURAL HERITAGE, THE
MORE THEY CAN HAVE AN IMPACT IN THE
DIFFERENT COMMUNITIES AROUND THE
WORLD.


THIS ACTIVITY WILL GIVE TEACHERS THE
TOOLS TO HELP STUDENTS FAMILIARIZE
THEMSELVES WITH THE DIFFERENT TYPES OF
CULTURAL HERITAGE.



Teachers will start by creating a file with the characterization of Cultural Heritage.

The second step will be to instruct students to make a photo album with 5 photographs of each of the characteristics of Cultural and Natural Heritage.


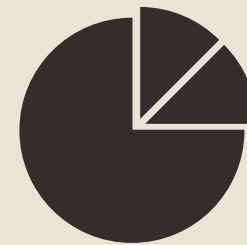

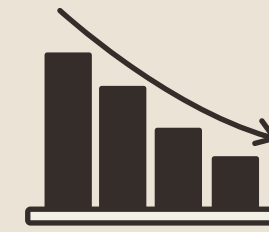



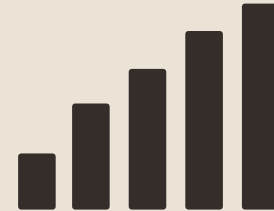
Remember each of the photos should belong to the region of each student.




ONCE THEY COMPLETE THE
PHOTO ALBUM, THEY WILL
SHARE IT WITH THE
CLASSMATES.



Upon the completion of this topic, learners will be able to...






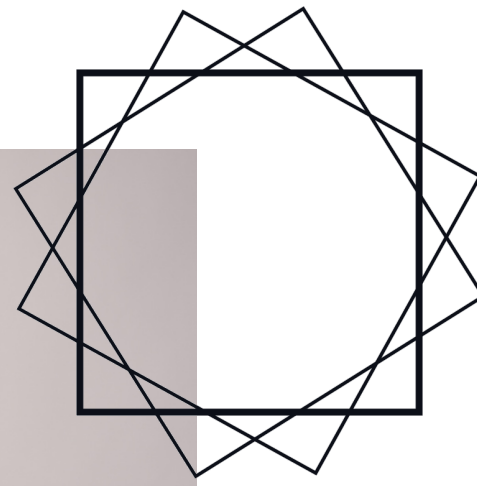
- Explore the world of Cultural Heritage deeply in order to understand it

- Get to know more about their region.

- Understand the importance of Cultural Heritage to their own identity.

By doing this activity, teachers will show students the connection between Cultural and Natural Heritage and their identity, it will also help them build awareness to promote the protection of Cultural Heritage elements.





OCITY

Creativity + Innovation & Technology

